

Core5® Instructional Materials

A Visual Guide for Educators

This Instructional Materials Visual Guide outlines Lexia's resources that can be used to reinforce and extend student learning in Core5.

These resources include student practise materials, teacher-directed lessons to target specific literacy skills, and hands-on activity suggestions.

These instructional materials are most effective when used as part of a blended learning model along with the online student program and myLexia® data.

From the myLexia Resources Page

[Go to myLexia Resources](#)

Lexia Skill Builders®

Circle the correct word to complete each sentence. Then, write the word on the line.	
1 The class play will take place on the _____.	stage stag
2 She made a _____ splash when she jumped in the puddle.	huge hug
3 My puppy _____ its tail when I come home.	wags wag
4 We cannot chew _____ in class.	gum gym
5 The bell _____ loudly at the end of class.	rang range
6 The fancy scarf was made of white _____.	lace lack
7 I will _____ you when I get home from school.	call cell
8 Please hang your coat on the _____.	rack rack

- Paper-and-pencil activities for application and generalisation of skills
- Designed to give students further practice with online skills
- Can also be found on the Skill Builders tab in the Class Table
- Also available in a digital format

Lexia Lessons®

Description

This lesson is designed to teach students the phonics rule that when a silent *e* occurs after a single consonant and a vowel, it usually makes the first vowel "say its name" (long vowel), as in the second row. These tricks to identify are called silent *e* phonics. Encouraging the silent *e* syllable type helps students apply word attack strategies for reading and spelling.

TEACHER TIPS

This lesson contains the Silent *e* syllable type (long vowel sound) with the closed syllable type (short vowel sound). When you pronounce the words, stretch out the vowel sound, whether it is short or long, so that students have more time to hear it. Sounds that stretch out will be shown in the lesson as repeated letters such as *maaaad* for *mad* and *maaaade* for *made*. For the letters *a* and *e*, the long sound of the letter relates to name. Because long *a* can be pronounced /ay/ or /ay/, it is presented later in this lesson.

PREPARATION MATERIALS

- Copies of the word cards from the end of the lesson.
- Keyword Image Card (provided in the Core5 Resources Hub on the Support for Instruction page.)

Warm-up

Use a phonemic awareness activity to review short and long vowel sounds. Start by saying the short vowel sound for a letter and having students write the letter (a) for *hat*, (e) for *egg*, (i) for *ice*, (o) for *odd*, (u) for *up*. If students need support, use the Keyword Image Card for each short vowel. Then, prompt students to say the long vowel sound and have students give the long vowel sound. Remind students that the long vowel sound is the same as the letter name (a) for *hat*, (e) for *egg*, (i) for *ice*, (o) for *odd*, (u) for *up*.

Direct Instruction

Display the word *read*.

- The letters *ea* in *read* are a vowel team. The middle sound is *ee* (long), the short sound is *a*. Silent *e* makes the *a* say its name. Say the word with the middle sound.
- Display the word *lake* and say it.
- I'm going to add this *e* to the end of *lake* and make a new word. Add *e* to the end to make *lake*.

- Scripted, explicit instruction for targeted intervention
- Designed to support students who are struggling in online activities
- Can also be found on the Struggling tab in the Class Table
- Also available in a slide deck format for live presentation

Lexia Connections®

Fluent Reading

Fluent reading automatically leads to comprehension with the application of fluency, accuracy, and phrasing at the text level. Fluent reading allows students to focus attention and cognitive energy on the meaning and higher-order thinking skills.

Classroom Ideas

Teach or Review

As necessary, model how to read with expression. Encourage students to pay close attention to punctuation and meaningful word groups as they read. Then, display and read aloud a segment of text, emphasizing your loud and clear reading. Ask students to listen for a signal to read aloud and then read aloud. When students work in pairs to give the meaning and reading their own progress, students should read as necessary to give an expressive and reading.

Act It Out

To support students in developing a sense of how punctuation affects meaning, create "non-sensical" using three to four letters from the dictionary with a range of punctuation marks. For example, *cat*, *cat*, *cat*, *cat*, *cat*, *cat*, *cat*. Students should practice reading these aloud and may create their own for classmates to try.

Listening Lab

Read the sentence and listen for changes in stress. Display one sentence at a time and stress different words. Have students sit out each sentence and listen for the meaning change in the stress changes. For example, *read* that again. (The capital for me.) I *read* that again. (It really, really wasn't a *read* that again. It was that one and different one.) *read* that again. (I want the apple, not something else.)

Pair Share

Provide student pairs with short poems, and have them take turns reading aloud. Then, have students use markers to identify the punctuation or phrasing words to read with a small distribution of the poem's rhyme. Encourage them to record each other reading the poems.


- Hands-on activity suggestions to introduce, reinforce, or extend a skill
- Designed for educators working with individual students, small groups, or a whole class

Core5® Instructional Materials

Core5 Resources Hub: Support for Instruction

[Go to Support for Instruction](#)

Digital Lexia Skill Builders



- Digital activities for application and generalisation of skills
- Designed to give students further practice with online skills
- Type-in text boxes and movable components for sorting & sequencing tasks

Lexia Lessons: Slide Decks




- Scripted, explicit instruction for targeted intervention
- Designed to support students who are struggling in online activities
- Can be used in the classroom or in a remote learning environment

Letter Tiles




- Upper- and lowercase letters
- Designed for students to cut and manipulate
- Referenced in Lexia Lessons and Lexia Connections

Keyword-Picture Cards



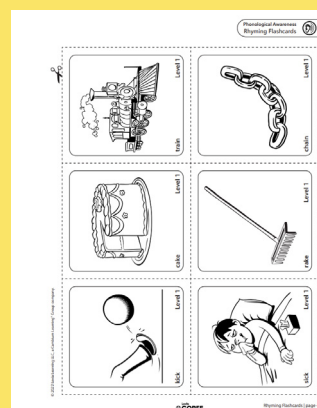
- Keyword images and letters
- Designed for students to cut and manipulate
- Referenced in Lexia Lessons and Lexia Connections

Keyword-Picture Combined Cards



- Intertwined keyword images and letters
- Designed for students to cut and manipulate
- Referenced in Lexia Lessons and Lexia Connections

Rhyming Flashcards



- Pairs of rhyming words with illustrations
- Designed for students to cut and manipulate
- Provide additional practice and support for online content

Core5® Instructional Materials

Core5 Resources Hub: Support for Instruction

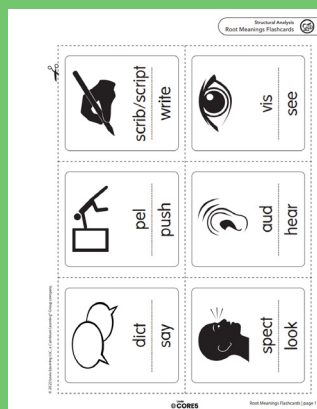
[Go to Support for Instruction](#)

Prefix Meanings Flashcards



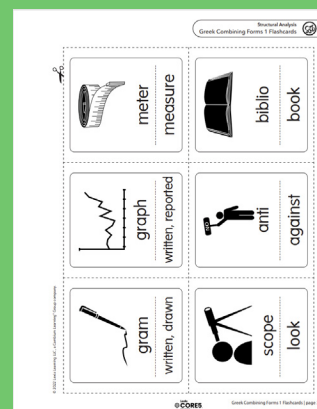
- Prefixes and meanings from online activities
- Designed for students to cut and manipulate
- Provide additional practice and support for online content

Root Meanings Flashcards



- Icons, roots, and meanings from online activities
- Designed for students to cut and manipulate
- Provide additional practice and support for online content

Greek Combining Forms Flashcards




- Icons, Greek forms, and meanings from online activities
- Designed for students to cut and manipulate
- Provide additional practice and support for online content

Sight Word Flashcards




- Sight words from online activities
- Designed for students to cut and manipulate
- Referenced in Lexia Lessons and Lexia Connections

Fluency Passages



- Short, levelled texts from online fluency activities
- Formatted with additional line spacing and a line-by-line running word count to provide opportunities for both practice and formative assessment

Focus on Word Meanings




- Vocabulary instruction routine and activities
- Designed to help students who need vocabulary support, especially ELs (individual, small group, or whole class)

Core5® Instructional Materials

Core5 Resources Hub: Support for Instruction

Go to Support for Instruction

Vocabulary Flashcards




- Images & words (plus blank cards)
- Designed for cutting and manipulation
- Additional flashcards are available to support phonological awareness and phonics activities
- Provide additional practice and support for online content

Comprehension Passages




- Icons, roots, and meanings from online activities
- Designed for students to cut and manipulate
- Provide additional practice and support for online content

Lexia Close Reads



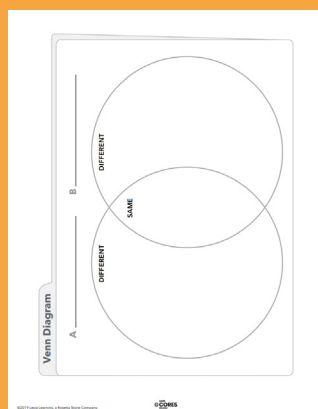
- Icons, Greek forms, and meanings from online activities
- Designed for students to cut and manipulate
- Provide additional practice and support for online content

Supplemental Comprehension Lessons




- Scripted, teacher-led lessons that focus on listening and reading comprehension of stories, plays, poems, and informational texts

Graphic Organisers



- Set of 13 different graphic organisers
- Designed to support reading comprehension and analysis of informational, narrative, and persuasive texts

Writing Prompts




- Writing prompts focused on engaging, age-appropriate themes and topics from on-line comprehension activities
- Includes teacher-facing rubrics and student-friendly checklists for each writing genre

Core5® Instructional Materials

Core5 Resources Hub: Classroom Resources

[Go to Classroom Resources](#)

Instructional Materials Overview



- Designed to explain the what, why, where, when, and how of instructional materials to educators or administrators

Instructional Materials Checklists

Lexia Skill Builders® Checklist

Lexia Skill Builder Label	Lexia Skill Builder Title	Skill Area	Assigned	Complete
Lexia 1	Comprehending Pictures	Vocabulary		
	Letter-Sound	Phonics		
	Phonics	Phonics		
	Phonics	Phonics		
Lexia 2	Basic Concepts	Vocabulary		
	Beginning Sounds	Phonological Awareness		
	Phonics	Phonics		
	Phonics	Phonics		
Lexia 3	Advanced Concepts	Vocabulary		
	Phonics	Phonics		
	Phonics	Phonics		
	Phonics	Phonics		
Lexia 4	Advanced Concepts	Vocabulary		
	Phonics	Phonics		
	Phonics	Phonics		
	Phonics	Phonics		
Lexia 5	Advanced Concepts	Vocabulary		
	Phonics	Phonics		
	Phonics	Phonics		
	Phonics	Phonics		
Lexia 6	Advanced Concepts	Vocabulary		
	Phonics	Phonics		
	Phonics	Phonics		
	Phonics	Phonics		
Lexia 7	Advanced Concepts	Vocabulary		
	Phonics	Phonics		
	Phonics	Phonics		
	Phonics	Phonics		

- Designed to help educators track delivery of Lexia Lessons, Lexia Skill Builders, and Lexia Connections

Classroom Posters




- Designed to review proper computer or tablet use and to introduce the Core5 features in online activities

Core5 Level Maps



- Artwork for all Core5 levels
- Designed for display by educators

Core5 Stickers



- Stickers featuring Core5 characters
- Designed to foster student engagement and motivation
- Can be printed with Avery 6450 labels

Core5® Instructional Materials

Core5 Resources Hub: Student Achievement

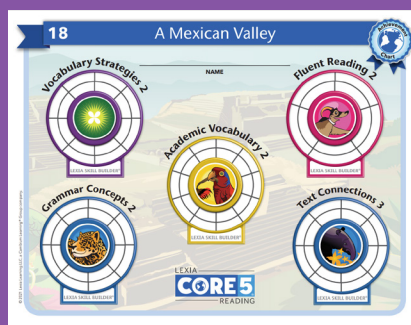
[Go to Student Achievement](#)

Achievement Certificates



- Certificates in English and Spanish
- Available with detailed "I Can" statements, full-colour Core5 level art, or in black and white
- Designed to celebrate student success and enhance school to home communication

Student Achievement Charts



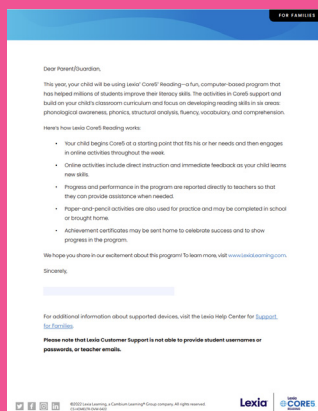
- Visual display of student progress
- Designed for students to track completed Core5 units and Lexia Skill Builders

Core5® Instructional Materials


Core5 Resources Hub: School to Home

Go to School to Home


Home Use Letters



Using Core5 at Home



At-Home Activity Sheet



- Explanation of how to log in to Core5 at home
- Designed for educators to share with student families
- Space provided to include teacher email address and student login information
- Available in several languages


- Explanation of how families can support students using Core5 at home as part of a remote learning model
- Designed for educators to share with student families
- Available in several languages

- Level-by-level activities to reinforce newly learned literacy skills
- Designed for educators to share with student families

Lexia Read@Home Activities



Lexia Student Choice Boards




- Levelled newsletters with hands-on activity ideas to promote literacy development at home
- Designed for educators to share with student families

- Literacy-building activity suggestions in an engaging format that promotes student agency
- Available in English and Spanish

Core5® Instructional Materials


Core5 Resources Hub: Guides and Manuals

Professional Learning Guide



- Designed to help educators understand the student online experience, learn how to access student data, and enhance student learning with instructional resources


School Year Guides



- Checklist for beginning the year with success
- Guide to supporting families with remote learning


Go to Guides and Manuals

Summer Guides



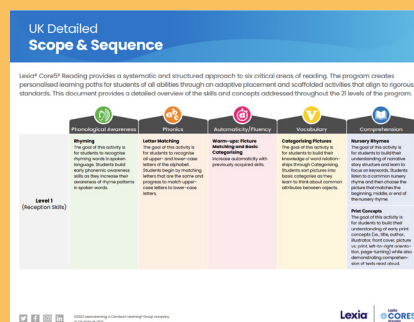
- Tips for summer reading success and using Core5 in summer programmes
- Designed to support planning and implementation

Core5 Teacher's Manual



- Detailed view of activities and units in the online program
- Includes information on accessing and using student data

Core5 Scope and Sequence



- Basic and detailed outlines of Core5 skill areas and levels
- Shows the Core5 systematic and structured approach to six critical areas of reading
- Designed for educators and administrators