

## What is Lexia® Academy?

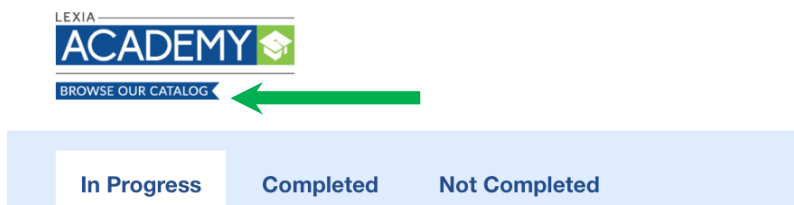
Lexia Academy is an eLearning platform that supports educators' professional growth with meaningful and relevant learning opportunities—anytime, anywhere. Courses in Lexia Academy integrate resources and strategies to support blended learning, literacy instruction, and product implementation. Lexia Academy provides educators with opportunities to practice their skills, exchange ideas, and better support their students.

## How do I access Lexia® Academy?

1. Log in to [www.myLexia.com](http://www.myLexia.com).
2. Select the Lexia Academy icon in the top right corner between the search and Chat features.



3. On the following screen, select the “Browse Our Catalog” logo in the top left corner.



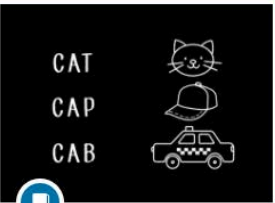



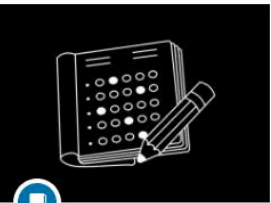



4. Once you are in the catalog, you can view all of the available courses. You can also toggle between “Product Education” and “Structured Literacy” courses using the [Categories](#) dropdown menu.

In the Product Education strand, review and enroll in the course(s) that corresponds to the product(s) you use with your students. By clicking on each module, you will see a detailed course overview with learning objectives. Click the Enroll button to proceed.



In the Structured Literacy series, each course covers a key topic of Structured Literacy™ and provides practical recommendations for how to deliver effective literacy instruction. This strand also includes the **Professional Learning Community Program**, which bundles the first 10 Structured Literacy courses into one Program and includes a facilitator's guide to support learning communities as they move through the courses.

 <p><b>Professional Learning Community Program</b></p> <p>The PLC Program bundles ten Structured Literacy courses and supplementary materials that provide collaborative learning activities.</p>  <p>Self-Paced</p>	 <p><b>1. What Is Structured Literacy?</b></p> <p>Explore and learn about equity and the principles and practices of Structured Literacy that empower your students to succeed in this Lexia Academy course.</p>  <p>Self-Paced</p>	 <p><b>2. The Simple View of Reading</b></p> <p>Explore and learn about the Simple View of Reading and student learner profiles, instructional needs, and strengths in this Lexia Academy course.</p>  <p>Self-Paced</p>	 <p><b>3. Purposes and Types of Assessment</b></p> <p>Explore and learn about the what, the why, and the how of assessments as well as different types of assessments in this Lexia Academy course.</p>  <p>Self-Paced</p>
--	---	---	--

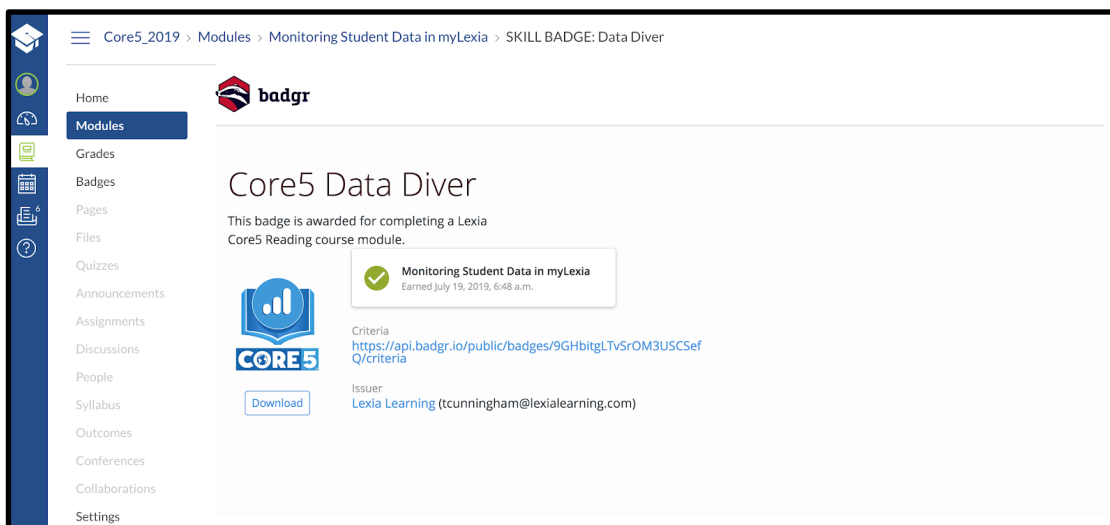
## How long does each course take? How do I earn a badge or certificate?

Each Product Education course takes approximately 2-3 hours to complete. Each Structured Literacy course take approximately 30-70 minutes to complete.

Digital badges and certificates of completion are issued upon completion of each course. In order to complete a course, you must review all of the content and score 80% or higher on each assessment (Brain Breaks or Knowledge Checks, depending on the course). Please note that some courses may have additional requirements for completion.

Badges can be shared on social media, with your line manager, or course leader (Lexia Coordinator). To access your digital badges and certificates:

1. Select “Skill Badge” at the end of a module to see an individual badge:

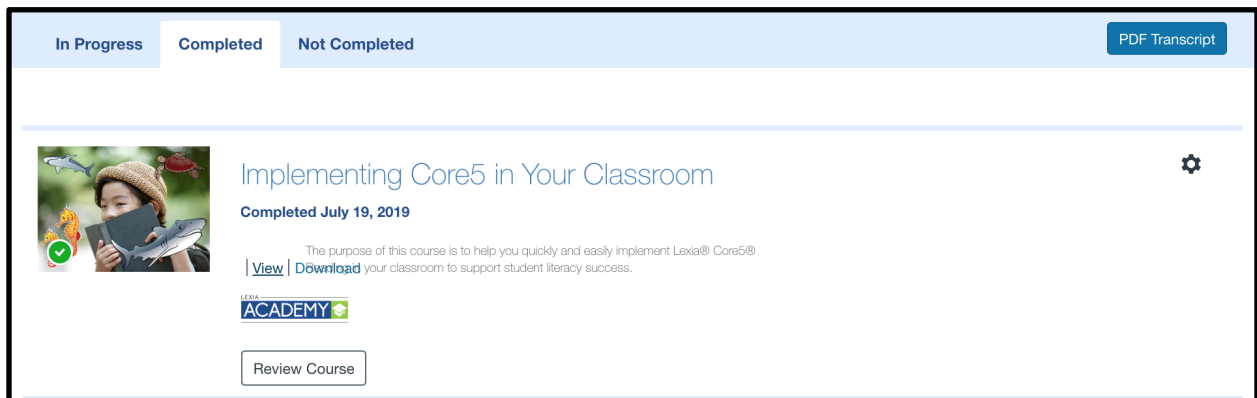


The screenshot shows the Lexia Academy user interface. On the left is a navigation menu with options like Home, Modules, Grades, Badges, Pages, Files, Quizzes, Announcements, Assignments, Discussions, People, Syllabus, Outcomes, Conferences, Collaborations, and Settings. The main content area displays the 'Core5 Data Diver' badge. It includes the badge title, a description stating it is awarded for completing a Lexia Core5 Reading course module, and a green checkmark icon indicating the badge has been earned. Below this, it shows the criteria URL and the issuer, Lexia Learning.

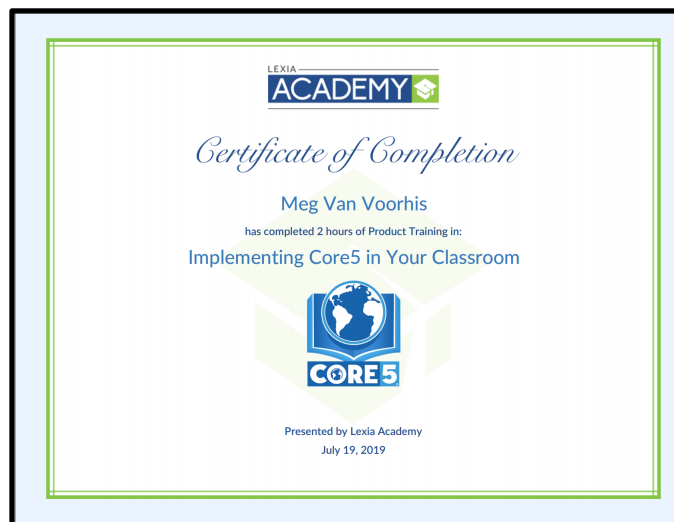
2. Select “Badges” on the left toolbar to see all completed modules and issued badges:



3. Once you complete a course, you can access it from the “Completed” tab.



4. Select “View” or “Download” to access the certificate of completion.



For additional questions, please visit the Lexia Help Center: