

Core5[®] Instructional Materials

A Visual Guide

This Instructional Materials Visual Guide outlines Lexia's resources that can be used to reinforce and extend student learning in Core5. These resources include student practise materials, teacher-directed lessons to target specific literacy skills, and hands-on activity suggestions. These instructional materials are most effective when used as part of a blended learning model along with the online student program and myLexia[®] data.

From the myLexia Resources Page

Lexia Skill Builders[®]

Name: _____

LEVEL 1 Phonics
Contractions & Word Families

Read each contraction. Then, circle the two words that make up the contraction.

1 he's	2 it's
3 who's	4 they're
5 I'm	6 we're
7 she'll	8 haven't
9 you're	10 what's
11 I'll	12 how's
13 he'd	14 we'll
15 couldn't	16 isn't

★ Write the two words that make up the contraction above it.

Lexia Skill Builders

- Paper-and-pencil activities for application and generalisation of skills
- Designed to give students further practice with online skills
- Can also be found on the Skill Builders tab in the Class Table
- Also available in a digital format

Lexia Lessons[®]

LEVEL 10-15 Comprehension
Comparing & Contrasting Informational Texts, Lesson 2

Description

This lesson is designed to help students understand that different texts on similar topics may complement each other and that answers to questions can be put together from more than one source. Comparing and contrasting information in texts and in additional text features, such as **captioned pictures** and **adapters with illustrations**, are required for doing research on a topic.

TEACHER TIPS

Prior to the lesson, determine if your students are likely to need support while reading them. You may prefer to do a first-read together, reading aloud while students follow along. During discussions, remind students to listen to others, take turns, and speak in complete sentences. Some students may benefit from targeted oral language support to better understand and apply this concept. See the Adaptations section for suggestions.

PREPARATION/MATERIALS

- Copies of the two informational texts, "The Biggest Whales" and "Whaling" (for display and for students)
- Copies of the Compare & Contrast Chart (for display and for students)

Direct Instruction

Today, we're reading more than one informational text on a shared topic. We'll think about the information we find in each text and in both.

Distribute copies of the first informational text, "The Biggest Whales." Have students read about the title and tell what question the author, Suzanne Weeks, is probably going to answer in the text. Encourage varied questions, such as "What are the biggest whales?" "How big are they?" "Why are they so big?" Then, tell students to read the text silently to see whether any of their questions are answered.

After reading, prompt students to think about the answers that the author provides and the text structure and visual information. Possible prompts:

- Look again at the first paragraph. In which sentence does the author answer the question, "What are whales?" (In the first sentence, "Whales are mammals of the world's oceans.") What does the last sentence of that paragraph get us ready to learn about? (The topic of the text, gigantic whales.)
- The topic of the text is shown in the title, "The Biggest Whales." What does the author tell us about that topic in the second paragraph? (Open whales are the biggest of the toothed whales. They eat fish and other sea animals. Males can grow to be the first long.)
- In Paragraph 3, what does the author tell us about the topic of the text? (The biggest of the humpback whales is the blue whale. It grows to an enormous size eating tons of tiny animals that it filters through its baleen. A blue whale is the biggest animal that has ever lived. It can be too fat long and weigh nearly 300 tons.)
- What added information can you find in the illustrations and captions? (Show the sperm whale and blue whale compare in size.)

Script page 1

- Scripted, explicit instruction for targeted intervention
- Designed to support students who are struggling in online activities
- Can also be found on the Struggling tab in the Class Table
- Also available in a slide deck format for live presentation

Lexia[®] Connections

LEXIA CONNECTIONS

Structural Analysis
Skill Sequence

- Simple Suffixes
- LATIN PREFIXES**
- Latin Suffixes
- Spelling Rules: Doubling & Drop E
- Prefix Meanings
- Vocabulary Strategies
- Root Meanings
- Prefix Change Rules
- Spelling Rules: Change y to i
- Greek Combining Forms
- Special Accent Rules

Curriculum Connection

Copy a page from a math, science, history, or geography text. Challenge students to locate as many learned prefixes as they can on the page. Then, spend time discussing findings as a class.

Latin Prefixes

Latin prefixes are word parts that come at the beginning of the word and change the meaning, and occasionally the form, of a base word. The ability to recognize Latin prefixes helps students understand the structure and meaning of words (prefix, root/base word, suffix), allows students to develop word identification strategies for multysyllabic words, and serves as a foundation for understanding the most common spelling rules.

Classroom Ideas

Teach or Review

As necessary, teach or review the definition of a prefix. Show students how to break down words with prefixes by displaying example words (e.g., return) and having them circle the prefix, underline the rest of the word and read it, and then read the whole word.

Listening Lab

Say words that contain prefixes aloud. Ask students to repeat the words first, then, have them say or write only the prefix that is contained in the word. Provide visual references (such as prefix words cards) as necessary.

Super Sort

Write a number of words that include Latin prefixes on cards (or dictate them to students). Have students sort the words by prefix and then read each word. If necessary, provide a limited number of prefixes at a time.

Brainstorm

Write a newly learned prefix (e.g., pre-) in the middle of a circle. Ask students to generate as many words as they can that contain the prefix (e.g., preview, preheat) and those words to the outside of the circle. Then, assign students to their own prefixes and have them repeat the exercise. Provide resource materials as needed.

Beat the Clock

Provide students with word cards that contain a variety of prefixes (e.g., in-, mis-) and base words (e.g., take, lead). Challenge them to combine the prefixes and base words to create and record as many real words as possible in a set amount of time.

- Hands-on activity suggestions to introduce, reinforce, or extend a skill
- Designed for educators working with individual students, small groups, or a whole class

Core5 Resources Hub: Support for Instruction

Digital Lexia Skill Builders

Name: _____

Comprehension
Sentence Comprehension 1

Read each sentence and circle the missing word. Then, rewrite the complete sentence with correct capital letters and punctuation.


1 Jim and his cat sat on the <u>rug</u> .	rug hug
2 my dad went on a long _____.	jog frog
3 the bug bit him on the _____.	dig leg
4 the big bag had a _____.	rip rid
5 my dog is hot from the _____.	bud sun
6 beth had a red and green _____.	cap sit
7 the frog hops to the _____.	rock sick
8 a blue pen was in the big _____.	bag bug

Read each sentence to a partner.

Lexia Lessons: Slide Decks



Letter Tiles




- Digital activities for application and generalisation of skills
- Designed to give students further practice with online skills
- Type-in text boxes and movable components for sorting and sequencing tasks

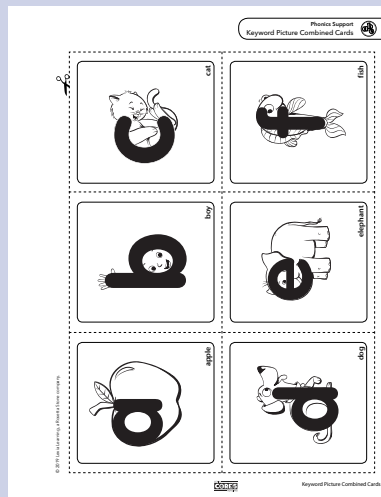
- Scripted, explicit instruction for targeted intervention
- Designed to support students who are struggling in online activities
- Can be used in the classroom or in a remote learning environment

- Upper- and lowercase letters
- Designed for students to cut and manipulate
- Referenced in Lexia Lessons and Lexia Connections

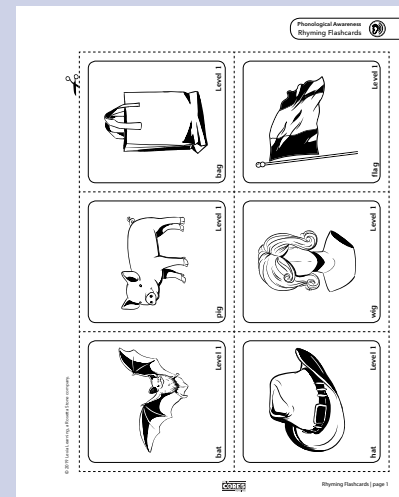
Keyword-Picture Cards



Keyword-Picture Combined Cards



Rhyming Flashcards



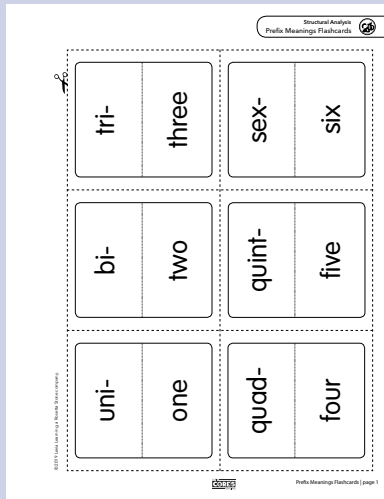
- Keyword images and letters
- Designed for students to cut and manipulate
- Referenced in Lexia Lessons and Lexia Connections

- Intertwined keyword images and letters
- Designed for students to cut and manipulate
- Referenced in Lexia Lessons and Lexia Connections

- Pairs of rhyming words with illustrations
- Designed for students to cut and manipulate
- Provide additional practice and support for online content

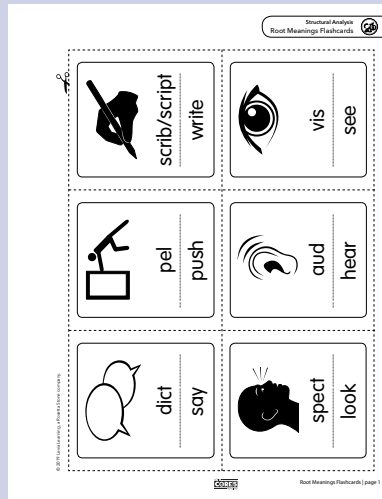
Core5 Resources Hub: Support for Instruction

Prefix Meanings Flashcards




- Prefixes and meanings from online activities
- Designed for students to cut and manipulate
- Provide additional practice and support for online content

Root Meanings Flashcards



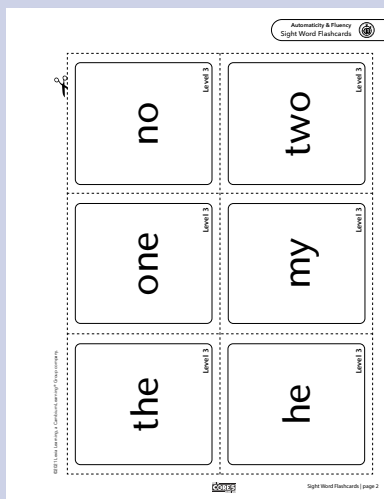
- Icons, roots, and meanings from online activities
- Designed for students to cut and manipulate
- Provide additional practice and support for online content

Greek Combining Forms Flashcards




- Icons, Greek forms, and meanings from online activities
- Designed for students to cut and manipulate
- Provide additional practice and support for online content

Sight Word Flashcards




- Sight words from online activities
- Designed for students to cut and manipulate
- Referenced in Lexia Lessons and Lexia Connections

Fluency Passages



- Short, levelled texts from online fluency activities
- Formatted with additional line spacing and a line-by-line running word count to provide opportunities for both practice and formative assessment


Focus on Word Meanings



- Vocabulary instruction routine and activities
- Designed to help students who need vocabulary support, especially ELs (individual, small group, or whole class)

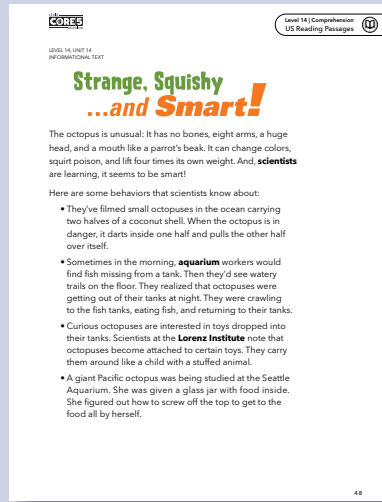
Core5 Resources Hub: Support for Instruction

Vocabulary Flashcards




- Images and words (plus blank cards)
- Designed for cutting and manipulation
- Additional Vocabulary Flashcards are available to support phonological awareness and phonics activities
- Provide additional practice and support for online content

Comprehension Passages




- Short, levelled texts from online Passage Comprehension activities
- Designed to support educators in further scaffolding comprehension instruction and activities for students
- Lists genres, content area connections, and Lexile® measures
- Includes glossary for key vocabulary

Lexia Close Reads




- Student Readers and Teacher Guides to support comprehension skill development
- Designed to reinforce and extend narrative and informational text comprehension for upper-primary students

Supplemental Comprehension Lessons




Scripted, teacher-led lessons that focus on listening and reading comprehension of stories, plays, poems, and informational texts

Graphic Organisers



- Set of 13 different graphic organisers
- Designed to support reading comprehension and analysis of informational, narrative, and persuasive texts

Writing Prompts




- Writing prompts focused on engaging, grade-appropriate themes and topics from online comprehension activities
- Includes teacher-facing rubrics and student-friendly checklists for each writing genre

Core5 Resources Hub: Classroom Resources

[Go to Classroom Resources](#)

Instructional Materials Overviews



Instructional Materials Checklists

Core5 Level	Lexia Lesson Title	Skill Area	Delivered
Pre-Kindergarten	Basic Concepts	Vocabulary	
	Letter Match	Phonics	
	Picturing Key Details	Comprehension	
	Blending Sounds	Phonological Awareness	
Level 1	Alphabetical Order	Phonics	
	Basic Concepts	Vocabulary	
	Beginning Sounds	Phonological Awareness	
	Blending Sounds	Phonological Awareness	
	Letter Names	Phonics	
	Picturing Key Details	Comprehension	
	Segmenting Syllables	Phonological Awareness	
Level 2	Advanced Descriptors	Vocabulary	
	Beginning Consonant Sounds	Phonics	
	Blending Sounds	Phonological Awareness	
	Letter Names	Phonics	
	Picturing Key Details	Comprehension	
	Segmenting Sounds	Phonological Awareness	
	Sight Words, Lesson 1	Phonics	
Level 3	Similar Consonants b/p	Phonics	
	Similar Consonants c/g	Phonics	
	Similar Consonants d/t	Phonics	
	Similar Consonants f/v	Phonics	
	Similar Consonants k/x	Phonics	
	Similar Consonants l/r	Phonics	
	Similar Consonants m/n	Phonics	
	Similar Consonants s/z	Phonics	
	Similar Consonants sh	Phonics	
	Similar Consonants w/y	Phonics	
Level 4	Alphabetical Order	Vocabulary	
	Combining Adjectives	Phonics	
	CVC Words: Beginning Letters	Phonics	
	CVC Words: Ending Letters	Phonics	
	Ending Sounds	Phonological Awareness	
	Letter Names	Phonics	
	Segmenting Words	Phonics	
	Short Vowel a	Phonics	
	Short Vowel e	Phonics	
	Short Vowel i	Phonics	
	Short Vowel o	Phonics	
	Short Vowel u	Phonics	

Classroom Posters




Designed to explain the what, why, where, when, and how of instructional materials to educators or administrators


Designed to help educators track delivery of Lexia Lessons, Lexia Skill Builders, and Lexia Connections

Designed to review proper computer or tablet use and to introduce the Core5 features in online activities

Core5 Level Maps



Core5 Stickers



- Artwork for all Core5 levels
- Designed for display by educators


- Stickers featuring Core5 characters
- Designed to foster student engagement and motivation
- Can be printed with Avery 6450 labels

Achievement Certificates



- Certificates in English and Spanish
- Available with detailed "I Can" statements, full-colour Core5 level art, or in black and white
- Designed to celebrate student success and enhance school to home communication


Student Achievement Charts



- Visual display of student progress
- Designed for students to track completed Core5 units and Lexia Skill Builders

At-Home Activity Sheet

[illegible]



PARA LAS ESCUELAS

¿Cómo usar Lexia® Core5® Reading en casa?

Consejos para el aprendizaje remoto

Lexia Core5 Reading es un divertido programa informático que ha ayudado a millones de alumnos a mejorar las habilidades de alfabetización. Las actividades de Lexia Core5 impulsan y toman como base la lectura de entusiastas lectores de los niños y se focalizan en el desarrollo de habilidades de lectura en áreas clave.

¿Cómo iniciar sesión?

¿Comenzar es sencillo? Solo siga las instrucciones en el siguiente [compartir](#).

1. Tenga listo el dispositivo. Core5 funciona en computadores o Chromebooks o en dispositivos con navegador web. También funciona en tabletas Android y tabletas. Android: Se necesita una tableta, descargue la aplicación gratuita Core5 desde la App Store o desde Google Play.

2. Busque las instrucciones de su escuela para iniciar sesión. Normalmente, estas se encuentran en la página de inicio de sesión (por ejemplo mediante un portal escolar, mediante correo, o iniciar sesión directamente en la página).

3. Ingrese su correo electrónico y el correo electrónico del maestro, y el usuario y la contraseña de su hijo.

4. Haga clic sobre el correo que haya iniciado la sesión. Si es necesario, complete para su hijo la configuración del dispositivo al introducir la dirección de correo electrónico del maestro.

Si necesita información adicional sobre los dispositivos conectados o requisitos técnicos, visite la página Lexia® [Support Center](#) o el Lexia® [Help Center](#). Las consultas técnicas también pueden hacerse accesibles al [Servicio al Cliente](#) de Lexia.

Tenga en cuenta que Lexia Customer Support no puede facilitarle los usuarios o las contraseñas de los alumnos ni de sus cuentas electrónicas de los maestros.

¿Cómo pueden ayudar a su hijo con el aprendizaje en línea?

Programar un horario de estudio.

Trabaje con su hijo para ayudar a su hijo a alcanzar una meta mensual personalizada.

Cuando su hijo inicie o cierre sesión, observe el Student Progress Report para descubrir cuánto ha progresado hacia su meta mensual y semanal.

Con la ayuda de su hijo, establezca metas semanales. Tenga en cuenta que la cantidad de minutos que se tiene como objetivo es mensual, no diaria.

Organizar el tiempo en casa.

Trabaje con su hijo para organizar su tiempo de sesión y el control del volumen en casa. (Los autores pueden sentirse ansiosos, pero no se preocuparán).


Ayudar al aprendizaje independiente.

Es importante que permita que su hijo trabaje en Core5 sin ayuda de adultos, hermanos o otras personas a cargo. Core5 está diseñado para brindar apoyo a la instrucción, pero ayudar a los alumnos cuando lo necesitan.

Puede ser de ayuda explicar las indicaciones en un lenguaje sencillo a su hijo. Pero también puede aprender cómo realizar las indicaciones en un lenguaje sencillo a su hijo.

Recuerde que debe tenerse una versión al final de la sesión de aprendizaje o al final de la sesión de la programa. La barra del progreso muestra el progreso de la sesión para indicar el progreso en cada unidad.

Lexia, el logo de Lexia y Core5 son marcas registradas de Lexia, Inc. © 2019 Lexia, Inc.



1218
CORE5TM
LEVEL 5

Core5TM Home Activities

Reading Skills List

Use your child's Core5 level as a guide and build reading skills through these 5 home activities!

Level 1	Play games to practice rhyming and categorizing! For example, the dig and og and see if your child can come up with words that rhyme, like dog and hog . Give him a category, such as insects , and see how many he can think of.
Level 2	Play games to build sound awareness and vocabulary as you look for objects around you. Say a sound, like lrr , and see if your child can find something that starts with that sound. Or, dig for objects to find a see and left toy and see if she can guess what it is!
Level 3	Continue to build sound awareness and vocabulary as you play with the sound. Count the sounds of objects around you (lrr lrr lrr = 3 sounds), look for common sight words in books, and describe objects with interesting adjectives. Use the word an as an invention copulator!
Level 4	Go on a sound treasure hunt. Pick a sound, like py , and see how many things your child can find that begin or end with that sound. Have your child describe those things with adjectives. like "I found a yellow and flat car!"
Level 5	Read together! Find common consonant CVCVC words, like hop and run , and common sight words like the and can , for her to try reading on and off. If she gets stuck on a CVC word, help by sounding it out, one sound at a time. When you finish reading, have your child tell you what the story was about!
Level 6	Practice spelling common consonant CVCVC words, like hop and run , then. Have your child tell you how the words are related (hop and run are both actions) or have him make a sentence with the words. It is fun to hop and run !
Level 7	Write silly sentences together using new words and patterns. Try using word families, like ack , with silly illustrations. Don't pick a cat with my meow . Have her read them to you. Choose the best ones to act out or illustrate!
Level 8	Show notes with each other so that your child can practice reading and writing common words (can) and words with vowel teams (boat , team). Leave messages for him throughout the day like "Pick a meow or meow !"
Level 9	Practice as you create a recipe and read it together. Have your child write and categorize the ingredients (dairy, dairy, fruits). When you are done, have her tell someone else the steps of the recipe using sequence words, like first , and , then , and finally .

©2010 Core Knowledge Foundation
All rights reserved. No part of this work may be reproduced without the written consent of the Core Knowledge Foundation.

Core Knowledge
Foundation

- Explanation of how to log in to Core5 at home
- Designed for educators to share with student families
- Space provided to include teacher email address and student login information
- Available in several languages

- Explanation of how families can support students using Core5 at home as part of a remote learning model
- Designed for educators to share with student families
- Available in several languages

- Level-by-level activities to reinforce newly learned literacy skills
- Designed for educators to share with student families

Lexia Read@Home Activities

Lexia Student Choice Boards

Lexia

READ•HOMES

GRADE 2 LITERACY BUILDING ACTIVITIES

Family support boosts learning, and Lexia is here to help. Try these fun games and activities to reinforce and build your growing reader's literacy skills from home.

Art Studio

Figurative language can be tricky for some kids. Talk about it and metaphors. Ask them to create comparisons between two things to help readers form pictures in their minds.

My room is a pigsty.

It's as silly as a piggy.

You're as sunshiny.

She slept like a log.

Have your reader illustrate these examples, and talk about why an author might use them. Look for more examples of figurative language the next time you read together.

Photo Booth

Support your reader's growing understanding of story structure with the fun photo-taking activity. Talk about a familiar story taking time to discuss these key elements:

setting - where/when the story happens
character - what or animals in the story
problem - what motivates the characters
major events - what happens in the story
solution - how the problem is fixed

Have kids create their own story by taking photos to show the setting, characters, and major events. Then, look at the pictures together, and listen as they tell the story.

For an extra challenge, urge them to write it down to make a mini book!

Fish Game

Work with your reader to learn the irregular plural forms of nouns like people/pigeons, footprints, toothbrushes, children/children, and seashells. Support this skill by making part of word cards together.

Then, shuffle the cards, and play *Go Fish*! Urge kids to use each word in a sentence after collecting a related pair. If this game is a hit, try it with more plural nouns or with these irregular past tense verbs:

eat/ate	find/found	feel/felt	go/went	stand/stood
choose/chose	drive/drove	fly/flew	leave/left	throw/threw

Lexia, the Lexia logo, and Lexia Learning are trademarks of Lexia Learning Corporation.
 ©2020 Lexia Learning • ReadWith.org • Lexia.com

[illegible]


- Levelled newsletters with hands-on activity ideas to promote literacy development at home
- Designed for educators to share with student families

- Literacy-building activity suggestions in an engaging format that promotes student agency
- Available in English and Spanish

Core5 Resources Hub: Guides and Manuals


[Go to Guides and Manuals](#)

Professional Learning Guide




Designed to help educators understand the student online experience, learn how to access student data, and enhance student learning with instructional resources

School Year Guides




- Checklist for beginning the year with success
- Guide to supporting families with remote learning

Summer Guides



- Tips for summer reading success and using Core5 in summer programmes
- Designed to support planning and implementation

Core5 Teacher's Manual



- Detailed view of activities and units in the online program
- Includes information on accessing and using student data

Core5 Scope and Sequence


Lexia Core5 Reading Scope & Sequence		Phonological Awareness	Phonics	Fluency	Reading Comprehension	Language Comprehension
Grade 1	LEVEL 1: A Picnic in the Woods	*	*	*	*	*
	LEVEL 2: A Day at the Beach	*	*	*	*	*
	LEVEL 3: A Snow Day in the City	*	*	*	*	*
	LEVEL 4: The Amazon Rainforest	*	*	*	*	*
	LEVEL 5: The Scottish Cliffs	*	*	*	*	*
Grade 2	LEVEL 6: A Day in Paris	*	*	*	*	*
	LEVEL 7: The African Savanna	*	*	*	*	*
	LEVEL 8: The South Pole	*	*	*	*	*
	LEVEL 9: The Egyptian Desert	*	*	*	*	*
	LEVEL 10: An English Garden	*	*	*	*	*
Grade 3	LEVEL 11: The Swiss Alps	*	*	*	*	*
	LEVEL 12: A Russian Circus	*	*	*	*	*
	LEVEL 13: The Indian Rainforest	*	*	*	*	*
	LEVEL 14: A Japanese Garden	*	*	*	*	*
	LEVEL 15: A Journey Through China	*	*	*	*	*
Grade 4	LEVEL 16: The Great Barrier Reef	*	*	*	*	*
	LEVEL 17: A Hawaiian Paradise	*	*	*	*	*
	LEVEL 18: A Mexican Valley	*	*	*	*	*
	LEVEL 19: The Southwest, USA	*	*	*	*	*
	LEVEL 20: The Ancient Greek Countryside	*	*	*	*	*
Grade 5	LEVEL 21: Mesopotamia: Land Between Two Rivers	*	*	*	*	*

- Basic and detailed outlines of Core5 skill areas and levels
- Shows the Core5 systematic and structured approach to six critical areas of reading
- Designed for educators and administrators

Core5 Resources Hub: Learning Now

[Go to Learning Now](#)

Getting Started with Core5



Designed to provide an overview of the fundamental elements of Core5 and how to implement the program successfully

Getting Started with myLexia



Designed to explain how to create classes and set up accounts, how to access student data, and how to implement an action plan